

# Leasing of intellectual property

Turnover & output

Robbert de Ruijter



Statistics  
Netherlands

# Content

- Classifications
- Statistics
- Dutch market
- National Accounts
- Innovation
- Recommendations



# Classifications

| ISIC<br>rev. 4 | NACE<br>rev.2 | SIC<br>2008 | Description   |
|----------------|---------------|-------------|---|
| 77             | 77            | 77          | Rental and leasing activities   |
| 771            | 771           | 771         | Renting and leasing of motor vehicles   |
| 772            | 772           | 772         | Renting and leasing of personal and household goods                             |
| 773            | 773           | 773         | Renting and leasing of other machinery, equipment and tangible goods            |
| 774            | 774           | 774         | Leasing of intellectual property and similar products, except copyrighted works |

# Classifications

## What is leasing of intellectual property?

Leasing of intellectual property and similar products, except copyrighted works, includes the activities of allowing others to use intellectual property products and similar products for which a royalty payment or licensing fee is paid to the owner of the product

The leasing of these products can take various forms, such as permission for reproduction, use in subsequent processes or products, operating businesses under a franchise etc. The current owners may or may not have created these products.

This class includes:

leasing of intellectual property products — (except copyrighted works, such as books or software)  
—receiving royalties or licensing fees for the use of:

<sup>TM</sup><sup>TM</sup> patented entities

<sup>TM</sup><sup>TM</sup> trademarks or service marks

<sup>TM</sup><sup>TM</sup> brand names

<sup>TM</sup><sup>TM</sup> mineral exploration and evaluation

<sup>TM</sup><sup>TM</sup> franchise agreements



# Statistics

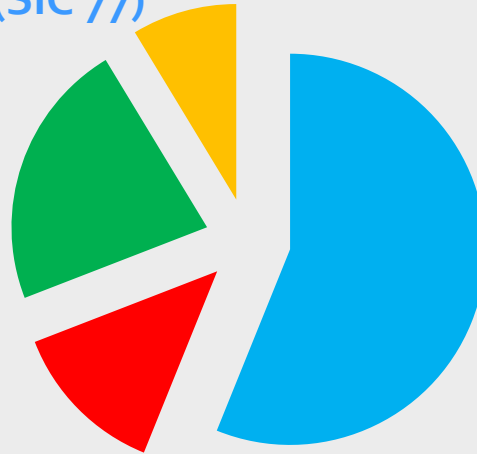
| Statistic  | Turnover STS | Operating returns/costs SBS | PPI/SPPI | Sentiment surveys |
|--|--------------|-----------------------------|----------|-------------------|
| Sector/branches (SIC 2008)   |              |                             |          |                   |
| 77 Rental and leasing activities   |              | Y                           | Y        | Y                 |
| 771 Renting and leasing of motor vehicles                                |              |                             | Y        |                   |
| 772 Renting and leasing of personal and household goods                  |              |                             |          |                   |
| 773 Renting and leasing of other machinery, equipment and tangible goods |              |                             |          |                   |
| 774 Leasing of intellectual property and similar products                |              |                             |          |                   |

Information about the SIC 774 is very limited



# Dutch market

## Rental and leasing (SIC 77)



Turnover

**11,6 billion euro**

- 771 Renting and leasing of motor vehicles
- 772 Renting and leasing of personal and household goods
- 773 Renting and leasing of other machinery, equipment and tangible goods
- 774 Leasing of intellectual property and similar products, except copyrighted works

# Dutch market



900 companies

Turnover

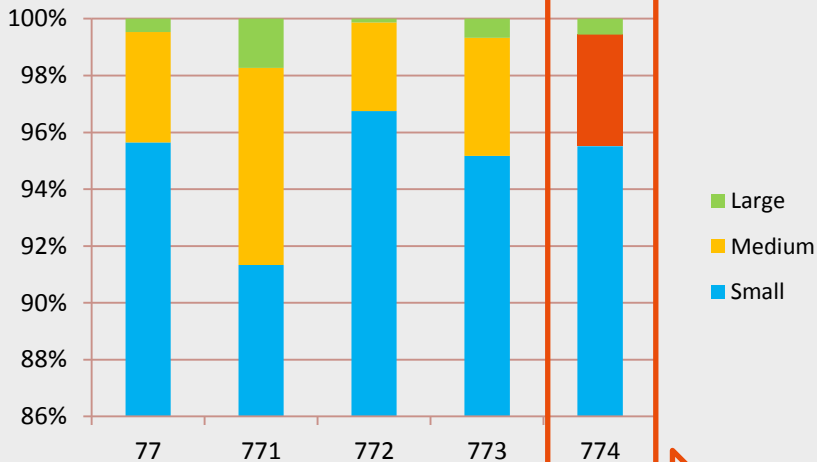
1 billion euro

5600 employees

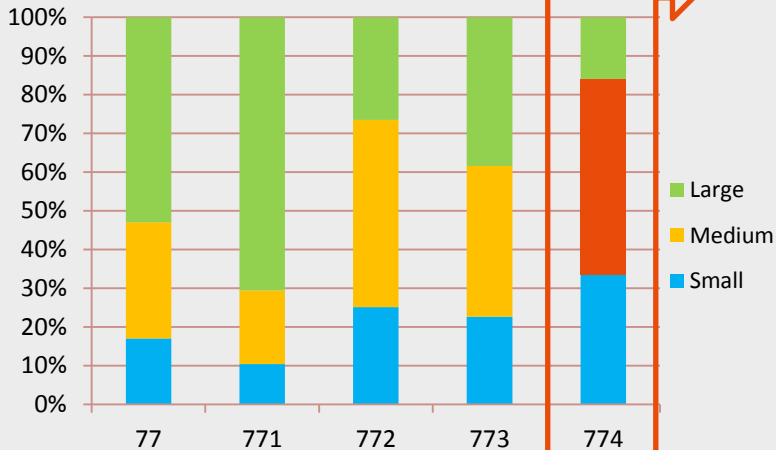
0 sample units each quarter

# Dutch market

Number of companies: share in order of size class



Turnover: share in order of size class



50 % turnover by 3 % companies (Medium)

Medium + Large = 70 % (5% companies)



# National Accounts

Volume figures are published at a 2-digit level (SIC 77) on an annual bases

---

STS

Turnover = VAT-data, no sample survey, no output, therefor not publised, no price information

Alternative: NA uses volume% from the VNA (Dutch association of vehicle leasing companies)

SBS

Turnover = sample survey, output not publised, price information = wages as determined in collective labour agreements

# Recommendations

## Quality improvement, reduce admin burden

### STS

- Design a turnover statistic, a combination of vat-data and sample survey
- Price indicator: investigate possibilities
- Reference: alternative volume figures of the VNA

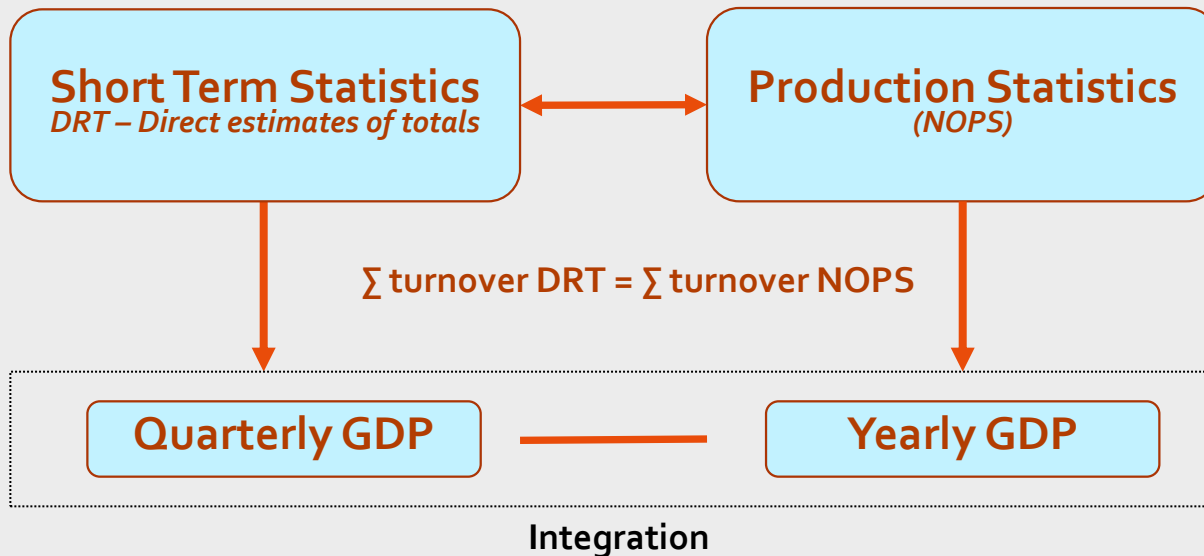
### SBS

- Redesign SBS turnover statistic by using STS turnover

# Innovation - integrating VAT data

Why?

Quality improvement, reduce admin burden





# Questions?